




BENCHMARK

SOLID SURFACE EDGE PROFILE CODES


www.benchmarkss.com

ACRYLIC 1 1/2" EDGES




A01

Square Edge




A02

Bevel



A03

Roundover



A04

Double Roundover



A05

Half Bullnose



A06

Full Bullnose




A07

Bookend




A20

Bullnose Sandwich



A21

Double Roundover
Sandwich




A22

Small Ogee



A23

Medium Ogee



A24

Large Ogee



A25

Roman Mantel



A26

Merrick



A27

Montauk



A28

Montauk Bullnose



A29

Medium Drop Ogee



A30

Ontario



A31


Classic



A32


Large Drop Ogee

ACRYLIC 1" EDGES




A50

Square Edge




A51

Bevel



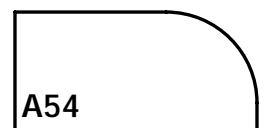
A52

Roundover




A53

Double Roundover



A54

Half Bullnose




A55

Full Bullnose




A56

Bookend



A57

Small Ogee



A58

Medium Ogee



A59

Classic